

Update on Smart Construction Quick3D ("SC Quick3D"),
The release will be held on the following dates and contents

Date: Tuesday, November 12, 18:00 - 20:00 Japan time (tentative)
(The application will be temporarily unavailable during the release process.)

- Mobile apps: If you have not turned on automatic app updates,
Please update manually at the App-Store.
- Web App: The contents of this release will be automatically updated,
There will be no impact on users or their current data.

application	up-to-date	Now Released
Mobile Apps	Ver. 2.0.1	Ver. 2.0.2
Web App	Ver. 2.0.2	Ver. 2.0.3

NO.	Target Functions	subject (of taxation, etc.)	summary	Details
1	Measuring Functions	Mobile App Web App	Functional improvement. The center of rotation is now displayed.	As shown on the left.
2	Measuring Functions	Web App	Functional improvement. The strange behavior of point cloud rotation on the Web (when clicking the middle of the mouse to rotate) has been improved.	As shown on the left.
3	general	Mobile App Web App	Functional improvement. The entire text of the English-language display has been revised.	As shown on the left.
4	Photo display	Mobile App Web App	Functional improvement. An automatic photo feed function has been implemented.	See P.2
5	upload	Mobile App	Functional improvement. When less than 10 photos are to be uploaded, an	See P.2


NO.	Target Functions	subject (of taxation, etc.)	summary	Details
5	Verification of accuracy	Mobile App Web App	Functional improvement. screenshots to be included in the accuracy verification report. A screenshot of the timing when the "Accuracy Verification Report" is pressed is now available.	See P.4
6	upload	Web App	The upload screen has been corrected.	See P.5

Current version (ver. 2.0.2)




New version (ver. 2.0.3)



Pressing this button will advance the page automatically.
To stop the automatic feed, press  .



Pressing this button will automatically return the page.
To stop the automatic feed, press  .




Current version (ver. 2.0.2)

New version (ver. 2.0.3)

When uploading photo data,
When the number of photos is less than 10
The following pop-up window is now displayed.
Please upload at least 10 photos.

Upload Error

×

 There aren't enough photos.
Please take 10 or more photos.

CONFIRMATION

Current version (ver. 2.0.2)

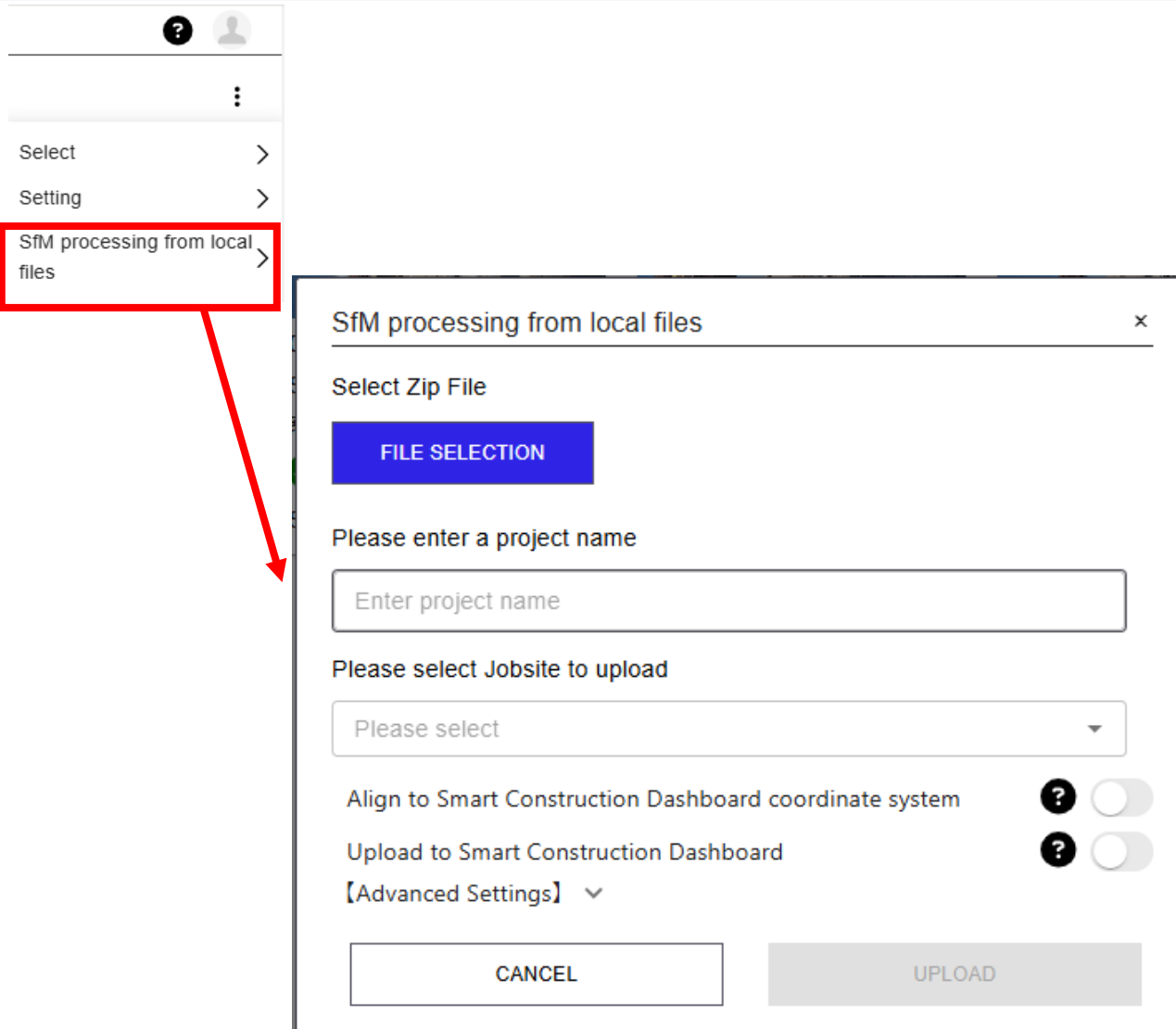
Current version (ver. 2.0.2) interface showing the 'Data export' dialog. The 'Accuracy validation' option is highlighted with a red box. A yellow callout box points to it with the text: "From 'Export'. Deleted 'Accuracy Verification.'"


New version (ver. 2.0.3)

New version (ver. 2.0.3) interface showing the 'Data export' dialog. The 'Accuracy verification report output' option is highlighted with a red box. A yellow callout box points to it with the text: "Accuracy verification report output added."

The image used in the accuracy verification report is a screen shot of the screen when the button is pressed and the table is not displayed. (Same specifications as ver 1.XX.XX)

Current version (ver. 2.0.2)



? 

- Select >
- Setting >
- SfM processing from local files >**

SfM processing from local files x

Select Zip File

FILE SELECTION

Please enter a project name

Please select Jobsite to upload

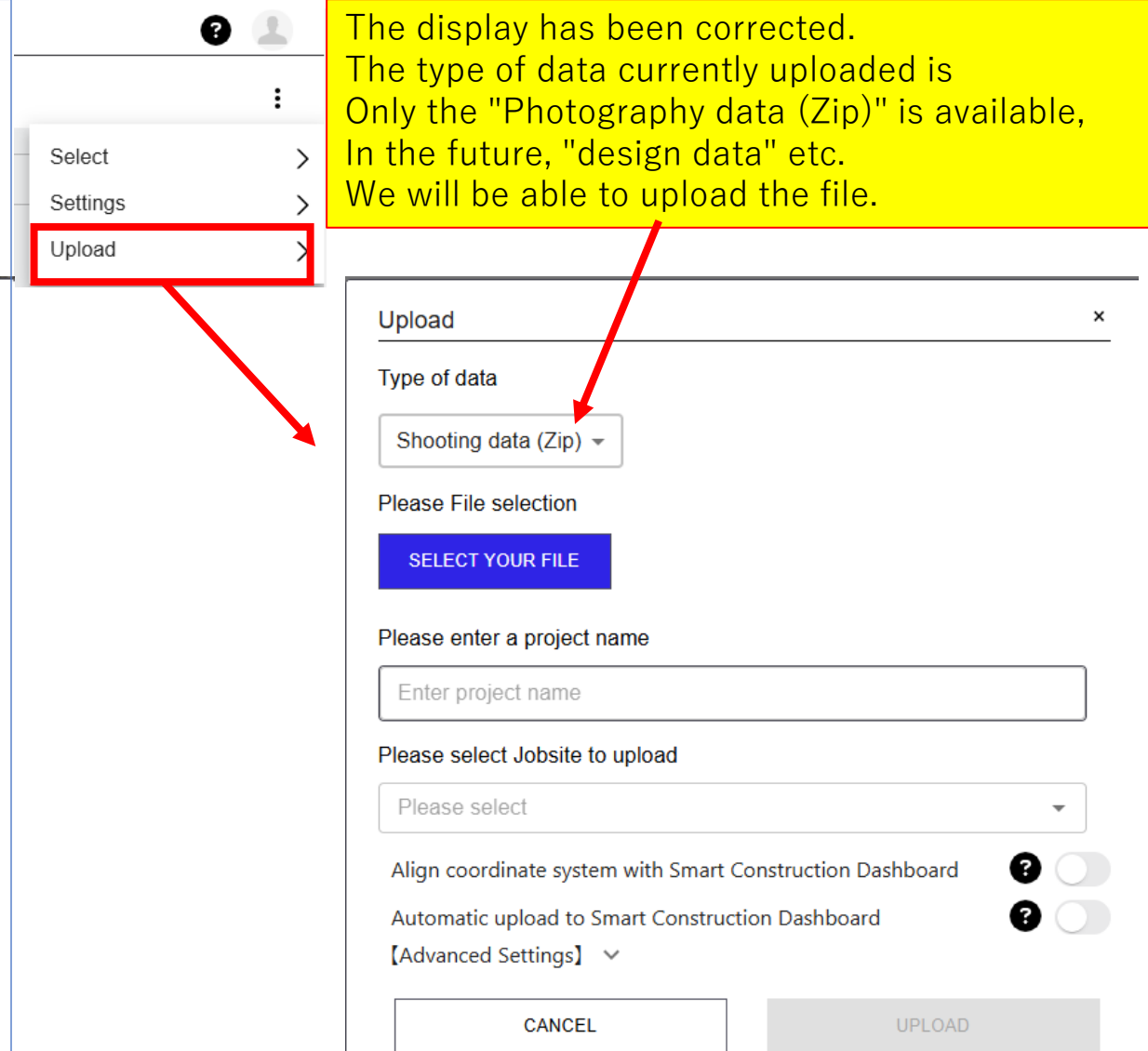
Align to Smart Construction Dashboard coordinate system ?

Upload to Smart Construction Dashboard ?


[Advanced Settings] ▾

CANCEL UPLOAD

New version (ver. 2.0.3)



The display has been corrected.
 The type of data currently uploaded is
 Only the "Photography data (Zip)" is available,
 In the future, "design data" etc.
 We will be able to upload the file.

? 

- Select >
- Settings >
- Upload >**

Upload x

Type of data

Shooting data (Zip) ▾

Please File selection

SELECT YOUR FILE

Please enter a project name

Please select Jobsite to upload

Align coordinate system with Smart Construction Dashboard ?

Automatic upload to Smart Construction Dashboard ?

[Advanced Settings] ▾

CANCEL UPLOAD

